



United States Coast Guard Pipe Band

UNIFORM REGULATIONS





U.S. COAST GUARD PIPE BAND

USCGPBINST M1020.6A
12 July 2024

PIPE BAND INSTRUCTION M1020.6A

Subj: UNIFORM REGULATIONS

Reference: (a) Bylaws of U.S. Coast Guard Pipe Band, Inc. 24 May 2022 (as amended)
(b) Coast Guard Uniform Regulations (COMDTINST M M1020.6 series)
(c) Coast Guard Auxiliary Manual (COMDTINST M16790.1 series)
(d) U.S. Coast Guard Pipe Band Uniform Regulations (USCGPBINST M1020.6)

PURPOSE. This Manual is promulgated by the U.S. Coast Guard Pipe Band (USCGPB) Board of Directors (BoD) and is the authority that prescribes the policy, responsibility and standards governing the uniform, appearance, and grooming of all USCGPB Members (including non-playing support personnel) when performing with or representing USCGPB.

AUTHORITY. Section 5.08 of Reference (a) states that the BoD shall draft and adopt such regulations, policies and procedures, as necessary for the operation of USCGPB. All Members are obligated to follow and adhere to regulations, policies and procedures so adopted.

ACTION. This Manual applies to all USCGPB Members and is available on the USCGPB web site: <http://www.uscgpipeband.org> in the "Member Area." USCGPB Members are responsible for ensuring that their uniforms and appearance conform to this Manual. USCGPB Members shall wear the uniform and insignia to which they are entitled by law as active duty, reserve, retired, or Auxiliary Members of the Coast Guard, or as honorably discharged wartime veterans of the Coast Guard, as specified in References (b) and (c), depending on the status of the Member. This Manual sets forth the modifications to such uniforms necessary for wear with the Coast Guard Tartan Kilt.

ORGANIZATION. USCGPB is a volunteer organization, recognized by and affiliated with the U.S. Coast Guard. USCGPB (or select Members) performs at various official Coast Guard events and activities and at other events where such participation will enhance the image of the Coast Guard. USCGPB is organized as a non-profit, tax-exempt, corporation under Section 501(c) (3) of the Internal Revenue Code. USCGPB is not an official part of the Coast Guard and is not operated, controlled, officially endorsed or funded by the Coast Guard. However, the Coast Guard has reviewed the USCGPB Articles of Incorporation and By-laws and under the authority of 14 U.S.C § 639 (re-designated 14 U.S.C § 934 in 2018) the Commandant permitted USCGPB to use the Coast Guard's statutorily protected name as part of its private organization name.

MISSION. The Mission of USCGPB is to promote greater public recognition and appreciation of the


history, traditions, contributions, sacrifices, roles and missions of the men and women of the Coast Guard, by various activities including, but not limited to, participation of USCGPB (or select Members) in memorial services, military balls, highland games, patriotic and military parades, public ceremonies, public concerts, Commissioning Ceremonies for Coast Guard vessels and units, Change of Command Ceremonies, Retirement Ceremonies, funerals of Members of the U.S. Uniformed Services (Coast Guard, Army, Navy, Marine Corps, Air Force, Space Force, Public Health Service, or NOAA Officer Corps) or similar ceremonies and other events in which any active, reserve or Auxiliary component of the Coast Guard or U.S. Armed Forces (including National Guard units) is participating. USCGPB supports the public relations, recognition and recruiting activities of the Coast Guard and Coast Guard Auxiliary.

DISCUSSION. This Manual is written in the directive form meaning it describes items that are required for wear and the manner of wearing as determined by the BoD. The term “will” generally means “shall” unless otherwise indicated. No deviation from the guidance of this Manual is authorized except as otherwise noted.

MEMBERSHIP. Membership in USCGPB is entirely voluntary and is open to active duty, reserve and retired Members of the Coast Guard, honorably discharged wartime veterans of the Coast Guard; and to members of the Coast Guard Auxiliary (active and retired). Membership in USCGPB is open to any person meeting the membership requirements regardless of race, color, national origin, ethnic origin, age, religion, sex, handicap or marital status. Members gain and retain their membership at the pleasure of the BoD. While it is primarily the individual and collective desire of the Members to uphold the traditions and values of the Coast Guard that compels them to abide by this Manual, failure to uphold the quality of performance and the standards of appearance as set forth in this Manual (including failure to wear the specified uniforms or wearing of unauthorized uniforms) whenever involved in USCGPB activities of any kind constitutes cause for termination of membership by the BoD as provided in Reference (a).

SUMMARY. This Manual is the second edition and incorporates changes that have been approved by the BoD. This updated edition shall be posted on the Pipe Band web site. This Manual incorporates all the uniform policies that have been adopted by the BoD to date.

CANCELLATION. Reference (d) is hereby cancelled and replaced by this Manual.

A handwritten signature in black ink, appearing to read "H. Dudley", with a stylized, cursive script.

Harry H. Dudley
President

TABLE OF CONTENTS

Chapter 1	General Information
Section A	Background and History
Section B	Authority to Prescribe
Section C	Pipe Band Uniform Board
Chapter 2	Appearance and Grooming
Section A	Military Appearance
Section B	Grooming and Physical Standards
Chapter 3	Uniforms
Section A	Uniform Requirements
Section B	Uniforms and Components
Section C	Individual Uniform Items
Section D	Grade/Rank Insignia
Section E	Qualification Insignia, Devices and Badges
Section F	Nametags
Section G	Medals, Ribbons and Awards
Section H	Accessories
Section I	Sashes
Section J	Funerals
Chapter 4	Special Uniforms
Section A	Drum Major Uniform Items
Section B	U.S. Coast Guard Tartan
Section C	Camouflage Utility Uniform (CUU)
Chapter 5	Instruments
Section A	Bagpipes
Section B	Drums
APPENDIX A	Sources of Supply
APPENDIX B	How to Measure for a Kilt
APPENDIX C	Modification of Service Dress Coat
APPENDIX D	Care of Uniform Items
APPENDIX E	Coast Guard Pipe Band Emblem
APPENDIX F	Uniform Illustrations

Chapter 1 – General Information

1.A. Background and History

- 1.A.1. Policy
- 1.A.2. Implementation
- 1.A.3. Optional Uniform Items
- 1.A.4. Optional Uniforms

1.B. Authority to Prescribe

- 1.B.1. Setting the Uniform
- 1.B.2. When Uniform is Optional or Prohibited
- 1.B.3. Applicable Laws
- 1.B.4. Coast Guard and Auxiliary Uniform Regulations

1.C. Pipe Band Uniform Board

- 1.C.1. Uniform Board Composition and Process
- 1.C.2. Making Uniform Suggestions

1.A. Background and History

Historic records document a tradition of pipers and drummers wearing kilts with U.S. military uniforms going back to the American Revolution and U.S. Civil War. The modern era has seen official authorization of the wearing of uniform kilts with U.S. military uniforms.

Pipe bands have also become well-established parts of the U.S. Armed Forces. As both a law enforcement organization and a branch of the U.S. Armed Forces, it is entirely appropriate for USCGPB to be a pipe band affiliated with the U.S. Coast Guard with appropriate uniform items signifying the Highland heritage of pipe bands and a direct connection to the U.S. Coast Guard.

1.A.1. Policy

The policy of the BoD is that, when in USCGPB uniform, all Members shall adhere to the applicable uniform regulations and grooming standards and shall, at all times, present a military appearance and conduct themselves in a military manner. By adopting this Manual, the BoD empowers the Uniform Prescribing Official for any event at which USCGPB Members attend and/or perform in uniform (Section 1.B.1.) to determine if a member should be barred from performing with USCGPB in that event if that member fails to adequately conform to the requirements of this Manual. Any member who repeatedly fails to adhere to the uniform or grooming standards set forth in this Manual may be removed from USCGPB membership by the BoD as provided in Reference (a).

1.A.2. Implementation

These regulations define the composition of USCGPB uniforms and set appearance standards for USCGPB Members. USCGPB uniforms consist primarily of standard Coast Guard uniform items modified for wear with the Coast Guard Tartan Kilt and, therefore create distinctive visual evidence of the authority and responsibility vested in the wearer by the BoD. USCGPB Members must present a proud and professional appearance that will reflect positively on the individual; USCGPB; the Coast Guard; and the United States. All USCGPB Members shall comply with these regulations.

1.A.3. Optional Uniform Items

Optional uniform items are items which may be authorized by a Uniform Prescribing Official to be worn by USCGPB members, but which USCGPB Members are not required to own. Note that some optional items such as the kilt pin have a range of possible alternatives (subject to approval by the Uniform Prescribing Official), while others are specified and, if worn by a USCGPB Member, must conform to the specifications set forth in this Manual.

1.A.3.a. Designated Optional Uniform Items - Some of the items designated in these regulations as “Optional” or “Optional – ALL” are required items for active duty, reserve and/or Auxiliary personnel as specified in References (b) and (c). They are designated as Optional/Optional-ALL in these regulations since retired and wartime veterans are not required to have them and they are not essential elements of some USCGPB uniforms. However, all Members are encouraged to obtain these optional items where possible.

1.A.3.a. Undesignated Optional Uniform Items - In addition to the optional items specifically designated in these regulations, essentially every uniform item listed in References (b) and (c) could be an optional item for USCGPB wear. The Uniform Prescribing Official at any event may request that all Members attending that event wear uniform items prescribed in References (b) and (c). Before making such a request to those attending a given event, the Uniform Prescribing Official should consider and follow the policy set forth in **1.B.1.a.**

1.A.4. Optional Uniforms

The Dinner Dress Blue Jacket and Dinner Dress White Jacket uniforms listed in Chapter 3 are designated optional uniforms. Band Members are authorized to wear these uniforms as appropriate, but are not required to do so. When a Band Member who does not have these optional uniforms attends a function at which a Dinner Dress Blue/White Jacket uniform is prescribed, USCGPB Dinner Dress Blue uniform described in **3.B.3** is the appropriate substitute. Note that some individual components of optional uniforms are not optional since they are listed as Required Uniform Items (**3.A.2**).

1.B. Authority to Prescribe

1.B.1. Setting the Uniform

The Uniform Prescribing Official for any event at which USCGPB Members participate in uniform shall be the Pipe Major who will set the uniform for the event as part of the approval process for USCGPB events (using the Performance Request Form) as designated in separate USCGPB Policy & Procedures. Once the uniform is set, the Drum Major is responsible for the proper application of these Uniform Regulations to ensure that the dress and deportment of those attending meet the standards set herein. If neither the Pipe Major nor the Drum Major will personally attend an event, the Pipe Major will designate an on-scene Uniform Prescribing Official who will assume the duties of the Drum Major regarding dress and deportment (even if that person does not perform other Drum Major duties) for any approved event involving more than one USCGPB Member. Generally, public performances by USCGPB (including solo Members) require that Coast Guard Tartan-based uniforms from this Manual be prescribed (with some exceptions – see Section 4.B.3). When advance approval is required for an event (which is the case for the vast majority of events), the request for such approval shall include the proposed uniform. The Pipe Major will consult with the Drum Major for a final decision on uniform issues not previously agreed upon by the Drum Major. Generally the uniform will be set well in advance of an event so that Members come prepared. If weather or other factors require that the final selection of uniform(s) be made on site, then the Uniform Prescribing Official will advise Members what the possible options will be and the Uniform Prescribing Official will make the final selection at the event. The Uniform Prescribing Official (which, when performing solo, will be the solo Band Member) may make last-minute decisions to change the designated uniform as appropriate to suit issues such as changes in the weather. However, such changes should provide for as much consistency and quality of appearance as possible.

1.B.1.a. Wear of Optional Uniform Items – Uniform items listed in this Manual as “Optional – ALL” shall not be worn by any Member at an event unless all Members present have and wear that

item. Uniform items designated “Optional” may be worn by some or all the Members at an event at the individual Member’s option except that the Uniform Prescribing Official may specify that all Members present wear an optional item at a given event even if that item is not designated “ALL” in these regulations.. If any of the attending Members do not have the optional item with them, then the Uniform Prescribing Official may prescribe that no Members wear that item. The Uniform Prescribing Official should consider asking all members attending an event if they have an Optional or Optional-ALL uniform item before prescribing that item for an event.

1.B.2. When Uniform is Optional or Prohibited

1.B.2.a. When Uniform is Optional - Members of USCGPB may wear a uniform prescribed by this Manual (including optional items – which include any uniform item described in References (b) and (c)) authorized for wear by that Member while engaged in local travel to or from participation in USCGPB activities. USCGPB Members may wear an appropriate USCGPB uniform when attending an event at which USCGPB Members are participating in uniform even if that Member is there just to observe the performance rather than participate in or directly support such performance. USCGPB Members who attend an event in a support capacity are encouraged to wear the appropriate USCGPB uniform, but are not required to do so. In such case, the Member shall wear either an appropriate Coast Guard/Auxiliary uniform (as authorized for that Member) or appropriate civilian attire. USCGPB Members may request and obtain permission from the Drum Major to wear an appropriate USCGPB uniform when attending or participating in Highland Games, Scottish functions (e.g. a Burns Supper) and similar events as an individual when the presence of a uniformed USCGPB representative is deemed appropriate.

1.B.2.b. When Uniform is Prohibited - As a private, volunteer organization recognized by and affiliated with the Coast Guard, USCGPB members must, at all times, be mindful of that status and conduct all USCGPB activities in accordance with both the letter and the spirit of Coast Guard regulations requiring the avoidance of even the appearance of impropriety or conflict of interest. Neither USCGPB nor any Member in the uniform of USCGPB shall participate in any event that is not consistent with Coast Guard and Coast Guard Auxiliary policy concerning political and commercial activities or that would discredit the Coast Guard, the Armed Forces, or the U.S. Government. Events at which Members wear a USCGPB uniform shall be only those approved by the Pipe Major as provided in the By-laws and/or the USCGPB Policies & Procedures Manual. No Member shall participate while in a USCGPB uniform in political activities, private employment, commercial interests or any other event that would reflect discredit on USCGPB, the Coast Guard, the Armed Forces, or the U.S. Government. The Pipe Major may approve USCGPB participation in uniform at an event which is conducted for profit by a commercial entity but which has an element designed to honor or support the Armed Services. Such participation shall be limited to that portion of the event dedicated to honor or support of the Armed Services. Members of USCGPB shall not solicit or accept funds or engage in commercial activity for their personal benefit while appearing or performing in USCGPB uniform. Members appearing or performing in USCGPB uniform may accept donations to USCGPB if offered by the event sponsor as provided in Reference (a) and/or the Policies & Procedures Manual.

1.B.3. Applicable Laws

TITLE 10, U.S. CODE - 10 U.S.C. § 771 prohibits the wearing of the uniform or a distinctive part of the

uniform, of the Army, Navy, Air Force, Marine Corps or Space Force, or of a uniform any part of which is similar to a distinctive part of such uniforms, by any person who is not a member of the Army, Navy, Air Force, Marine Corps or Space Force. Although Title 10 prohibits the wearing of the uniform or articles of uniform by civilians, it says nothing about, and does not prohibit, the wearing of civilian clothing with the uniform by those authorized to wear the uniform.

A kilt, when worn as a prescribed part of a uniform, is not “civilian clothing” since an “article of uniform” is just an article of clothing of particular pattern, color or appearance which is prescribed to be worn as part of the official or distinctive clothes or outfit of a particular organization. Section 5.E of Reference (b) provides for the wear of the Coast Guard Tartan by individuals and organizations affiliated with but not an official part of the Coast Guard. The Commandant has declared that USCGPB is such an affiliated organization.

TITLE 14, U.S. CODE - Coast Guard uniforms are entitled to the same protection under 10 U.S.C. § 771 as the uniforms of the Army, Navy, Air Force, Marine Corps, or Space Force. However, 14 U.S.C. § 2706 - Right to wear uniform states:

When authorized by and in accordance with applicable regulations:

- (a) any member who has served honorably in the Coast Guard during war shall when not in active service, whether or not on the retired list, be entitled to bear the official title and upon occasions of ceremony to wear the uniform of the highest rank or rating held by him during his war service, and
- (b) any member on the retired list shall be entitled to wear the uniform of his rank or rating.

These provisions of law are amplified and implemented through References (b) and (c) and this Manual.

RETIRED PERSONNEL – Retired personnel are authorized to wear the uniform (either those uniforms which were prescribed at date of retirement or uniforms currently authorized for active duty personnel) on occasions of military ceremony; at patriotic parades on national holidays, or other occasions on which active or reserve units are taking part; and at social or other functions when the invitation has been influenced by the person’s active military service. When participating with USCGPB, retired Members shall not wear a uniform component prescribed at date of retirement unless it is the same as a uniform component prescribed in this Manual.

COAST GUARD VETERANS - Any Member who has served honorably in the Coast Guard during time of war will, when not on active service, whether or not on the retired list, be entitled to bear the official title and, upon occasions of ceremony, to wear the uniform of the highest rank or rating held. Honorably discharged war service veterans of the Coast Guard are authorized to wear the uniform on occasions of military ceremony and at patriotic parades on national holidays, or other occasions on which active or reserve units are taking part. While not all veterans are “war time” veterans, the concept of “war time” service is broadly defined and includes periods of undeclared war and periods of declared national emergency. Periods of declared national emergency include Korea (6/27/50 to 7/27/54), Vietnam (1/1/61 to 8/14/74), Gulf War (8/2/90 to 11/30/95) and War on Terrorism (9/11/01 to date). It is not necessary to have served overseas or in combat to qualify as a “war time” veteran. All individuals who honorably served in the Coast Guard in any capacity during any of these periods are eligible for membership in the USCGPB as a “war time” Coast Guard veteran. When participating with the USCGPB, wartime veteran Members shall not wear a uniform component prescribed at date of separation unless it is the same as a uniform component prescribed in this Manual.

1.B.4. Coast Guard and Auxiliary Uniform Regulations

The uniforms worn by the USCGPB are as specified by the References (b) and (c); however, in some cases described in this Manual, a standard uniform is modified for wear with the kilt. In general terms, USCGPB uniforms are as specified by References (b) and (c) from the waist up and as specified in this Manual from the waist down. Except as otherwise specified herein, the description and manner of wearing of articles of uniform shall be as stated in References (b) and (c). Some articles of uniform have been modified by these regulations for wear with the kilt. Unless otherwise specified, any future changes or modifications to References (b) and (c) will automatically be incorporated in this Manual without the necessity for formal action by the BoD.

1.C. Pipe Band Uniform Board

1.C.1. Uniform Board Composition and Process

The USCGPB Uniform Board shall consist of the Drum Major (Chair), the Pipe Major and the Quartermaster. This Board will receive suggestions from Members regarding proposed changes to this Manual and will forward them to the BoD with a recommendation regarding possible adoption by the BoD. The Uniform Board may also make its own recommendations to the BoD regarding proposed changes to this Manual.

1.C.2. Making Uniform Suggestions

Any Member who has a suggestion regarding a potential change to this Manual should submit a written proposal with sufficient information to make clear what is intended to the USCGPB Uniform Board in care of the Drum Major (via email or regular mail).

1.D. Weapons

1.D.1. Definition of Weapon

The term “weapon” has a wide range of definitions depending on the legal context and jurisdiction that applies. For the purposes of this Manual, the BoD has determined that any cutting or stabbing blade with a length of more than 3.5 inches; any club, baton, etc. (not including multi-cell flashlights); and any functioning weapon capable of discharging a bullet (including those propelled by a compressed gas) is a weapon. A traditional Highland Mace regardless of length is not considered a weapon for the purpose of these regulations. A ceremonial rifle that have been modified so that no bullet can actually be fired from the barrel is not a weapon for the purpose of these regulations even if it is capable of discharging a blank cartridge.

1.D.2. Weapons Prohibited

USCGPB Members whose membership is by virtue of being in the Coast Guard Auxiliary are prohibited by Reference (c) from carrying any form of weapon other than ceremonial weapons that have been deliberately and completely rendered incapable of firing and are specifically intended for

ceremonial purposes. USCGPB Auxiliary Members may not carry any weapon as defined in 1.D.1 above or as defined in Reference (c).

1.D.3. Weapons Allowed

USCGPB Members who are members by virtue of Coast Guard service other than the Auxiliary are not prohibited from carrying weapons except as may be provided in other applicable laws and regulations including federal, state, and local laws regarding deadly weapons. Non-Auxiliary Members may carry functioning firearms and/or other weapon such as a dirk, bayonet, sword, cutlass, etc. where not prohibited by applicable law or regulation. The Uniform Prescribing Official shall ensure that any USCGPB Member carrying or using a weapon (as defined in Section 1.D.1 above or any applicable local, state, or federal statute) shall be trained in its safe and proper operation and such carriage and use shall be in full compliance with applicable laws and regulations.

Chapter 2 – Appearance and Grooming

2.A. Military Appearance

2.B. Grooming and Physical Standards

2.B.1. Grooming Standards

2.B.2. Physical Standards

2.B.3. Physical Condition

2.A. Military Appearance

Appearance in uniform is a key element of how USCGPB Members will perceive themselves and be perceived by others. Uniform items must be maintained in good condition, fit correctly and be worn properly. USCGPB Members must, at all times while in uniform, maintain proper military decorum and present themselves with pride. All Members in uniform should observe normal military courtesies and protocol including: rendering smart hand salutes to officers senior to them; saluting the national colors; and rendering proper hand salutes when boarding and disembarking commissioned vessels. Items of uniform should be maintained and worn as specified in this Manual. Members shall adhere to the standards set forth in References (b) and (c) with special emphasis on the following:

Headgear should be worn at all times when outdoors but not indoors or in no-cover areas (unless under arms – *e.g.* Drum Major – or for ceremonial purposes). The Uniform Prescribing Official may allow the removal of headgear in situations where members are not “on parade” and, therefore, not expected to maintain a high level of military decorum.

Articles such as pens, pencils, watch chains, cell phones, pagers, pins, combs, etc., should not be worn or carried exposed on the uniform. Water bottles may only be carried in an appropriate water bottle carrier.

Necklaces and neck chains must be concealed.

Only one ring per hand is authorized (engagement/wedding sets and class ring/wedding ring sets count as one ring).

Men are prohibited from wearing earrings when in uniform. Women may wear one pair of small (approximately 1/8 to 1/4 inch) gold, silver, plain diamond or white pearl earrings of the round ball type. Decorative or combination earring settings are not authorized.

Other than the earrings for women noted above, no body piercing devices shall be worn so as to be visible.

Sunglasses may be authorized at the discretion of the Uniform Prescribing Official but mirrored lenses are prohibited.

2.B. Grooming and Physical Standards

2.B.1 Grooming Standards

Active duty and reserve Members of the Coast Guard must comply with the grooming standards set forth in Reference (b). When wearing the uniform as part of USCGPB, Auxiliary Members should comply with the grooming standards set in Reference (c) unless they have been granted a waiver per Reference (c). Other non-Auxiliary Members should adhere to the grooming standards set forth in this Manual. Generally, men’s hair should be neat and clean, not touch the collar, and be away from the ears. Beards are not authorized except for Auxiliary Members per Reference (c) and sideburns should be neatly trimmed. Women’s hair should not be below the collar or extend below the eyebrows when the hat is removed.

2.B.2. Physical Standards

Active duty and reserve Members are required to adhere to the physical standards (including weight)

set by the Coast Guard. Other Band Members have no specific physical criteria to which they must conform. However, the appearance of the Band is made up of the individuals that participate in any given event in uniform. Unlike many other Coast Guard units where some personnel can carry out their jobs with little visual scrutiny by the public, USCGPB is almost always directly in the public's eye. Members are also often called upon to carry their instrument in lengthy parades or stand in formation for long periods. Good physical condition is important. Members are encouraged to pay close attention to their physical shape and appearance (including their weight). Not only will doing so improve general health and longevity, it will allow USCGPB to present a sharp military image when performing.

2.B.3. Physical Condition

USCGPB Members should strive to be in sufficiently sound physical condition to allow them to complete any mission they undertake. Members should assess their physical situations and not start on a mission (such as a parade, ceremony, or other event) unless they have a high degree of confidence that the mission can be successfully completed without risk to their physical health. "Discretion is the better part of valor" should be a guiding principle that guides all members. Consideration of factors such as heat, rain, time, hills, etc. should be carefully weighed by individual Members against that Member's physical condition before embarking on any given task.

USCGPB is a "TEAM" effort and every Member of the Team is responsible for the other Members of the Team. If a Member believes that another Member is at risk, helping that Member is a priority and should not be ignored. Enlisting the help of other Members may be required.

Chapter 3 – Uniforms

3.A. Uniform Requirements

- 3.A.1. Required Uniforms
- 3.A.2. Required Uniform Items

3.B. Uniforms and Components

- 3.B.1. Dinner Dress Blue Jacket - Optional
- 3.B.2. Dinner Dress White Jacket - Optional
- 3.B.3. Dinner Dress Blue
- 3.B.4. Full Dress Blue
- 3.B.5. Service Dress Blue (Bravo)
- 3.B.6. Tropical Blue
- 3.B.7. Winter Dress Blue

3.C. Individual Uniform Items

- 3.C.1. Headgear
- 3.C.2. Undergarments
- 3.C.3. Shirts
- 3.C.4. Neckties
- 3.C.5. Service Dress Coats and Dinner Dress Jackets
- 3.C.6. Kilt
- 3.C.7. Belts and Belt Buckles
- 3.C.8. Formalwear
- 3.C.9. Shoes and Hose
- 3.C.10. Outerwear
- 3.C.11. Sporran and Sporran Strap
- 3.C.12. Flashes
- 3.C.13. Spats

3.D. Grade/Rank Insignia

- 3.D.1. Active Duty, Reserve, Retired, and War-time Veteran Members
- 3.D.2. Auxiliary Members

3.E. Qualification Insignia, Devices and Badges

- 3.E.1. All Members
- 3.E.2. Coast Guard Pipe Band Identification Badge

3.F. Nametags

- 3.F.1. Plastic Nametags
- 3.F.2. Cloth Nametags

3.G. Medals, Ribbons, and Awards

- 3.G.1. Entitlement
- 3.G.2. Manner of Wear

3.H. Accessories

- 3.H.1. Sgian Dhu - Optional
- 3.H.2. Kilt Pin – Optional
- 3.H.3. Belt Pouch – Optional
- 3.H.4. Pipe Band Pin – Optional
- 3.H.5. Water Bottle Holder - Optional

3.I. Sashes

- 3.I.1. Manner of Wear

3.J. Funerals

- 3.J.1. Mourning Badges - Optional
- 3.J.2. Swords at Funerals - Optional

3.A. Uniform Requirements

3.A.1. Required Uniforms

All Members of USCGPB (except those Non-Playing Members who only support USCGPB in an administrative capacity and do not participate in public) shall be responsible for procuring and maintaining the necessary articles of uniform to wear the Tropical Blue, Service Dress Blue (Bravo), Full Dress Blue and Dinner Dress Blue uniforms. Members are responsible for maintaining their uniforms in serviceable condition, for procuring sufficient quantities of uniform items, and for properly maintaining them as appropriate to the activities for which they volunteer. Members are responsible for owning, wearing, and maintaining sufficient quantities of personal items such as undergarments, kilt hose, etc. to comply with standards of personal hygiene and appearance set in References (b) and (c) and this Manual.

3.A.2. Required Uniform Items

All USCGPB Members shall procure and maintain, as a minimum, the following articles of uniform:

Glengarry, plain black	1	
Glengarry insignia	1	
Half Hackle, CG Blue	1	
Coat, Service Dress Blue (modified)	1	
Nametag, Plastic	1	
Necktie, Standard four-in-hand		1 (Men)
Tab Tie, CG Blue		1 (Women)
Bowtie, plain black		1 (Men)
Tab Tie, Black		1 (Women)
Shirt, Standard White, Long Sleeve	1	
Shirt, Light Blue, Long Sleeve	1	
Shirt, Light Blue, Short Sleeve		2
Shoes, Dress	1	
Waist Belt, plain black leather	1	
Waist Belt Buckle	1	
Hose, Navy Blue	1	
Spats, White	1	
Gloves, White	1	
Kilt, CG Tartan		1
Sporran	1	
Sporran belt, plain black leather		1
Flashes, Red wool	1	
Rain Cape, Black	1	
Insignia, Devices, Badges		As appropriate to rank and status
Medals (large & small) and ribbons		As authorized and appropriate

3.B. Uniforms and Components

3.B.1. Dinner Dress Blue Jacket - Optional

Dinner Dress Blue Jacket is an optional uniform and will be the same as the Dinner Dress Blue Jacket uniform prescribed by References (b) and (c) modified for wear with the kilt. The cummerbund is not worn. The leather waist belt and buckle are worn in place of the cummerbund. Spats are not worn. The Dinner Dress Blue Jacket uniform shall consist of the following:

Glengarry	1
Dinner Dress Blue Jacket	1
Bow Tie, Black	1 (Men)
Tab Tie, Black	1 (Women)
Shirt, Dinner Dress White (Male)/Formal White (Women)	1
Shirt, standard white long sleeve	Optional for men
Shoes, Dress	1
Shoes, Dinner Dress (ghillie brogue)	Optional
Hose, Navy Blue	1
Gloves, White	Prescribing Official discretion
Waist Belt, plain black leather	1 (optional if waist coat is worn)
Waist Belt Buckle	1
Kilt, CG Tartan	1
Sporran	1
Sporran belt, plain black leather	1
Flashes, Red wool	1
Prince Charlie Waist Coat (blue <i>i.e.</i> black or white)	Optional
Plaid	Optional

Small medals; miniature insignia and devices; and small badges are worn as appropriate.

3.B.2. Dinner Dress White Jacket - Optional

Dinner Dress White Jacket is an optional uniform and will be the same as the Dinner Dress White Jacket uniform prescribed by References (b) and (c) modified for wear with the kilt. The cummerbund is not worn. The leather waist belt and buckle are worn in place of the cummerbund. Spats are not worn. The Dinner Dress White Jacket uniform shall consist of the following:

Glengarry	1
Dinner Dress White Jacket	1
Bow Tie, Black	1 (Men)
Tab Tie, Black	1 (Women)
Shirt, Dinner Dress White (Men)/Formal White (Women)	1
Shirt, standard white long sleeve	Optional for men
Shoes, Dress	1
Shoes, Dinner Dress (ghillie brogue)	Optional
Hose, Navy Blue	1

Gloves, white	Prescribing Official discretion
Waist Belt, plain black leather	1 (optional if waist coat is worn)
Waist Belt Buckle	1
Kilt, CG Tartan	1
Sporran	1
Sporran belt, plain black leather	1
Flashes, Red wool	1
Prince Charlie Waist Coat (white)	Optional
Plaid	Optional

Small medals; miniature insignia and devices; and small badges are worn as appropriate.

3.B.3. Dinner Dress Blue

The Dinner Dress Blue uniform shall consist of the following:

Glengarry	1
Coat, Service Dress Blue (modified)	1
Bow Tie, Black (Men)	1
Tab Tie, Black (Women)	1
Shirt, Standard White, Long Sleeve	1
Shoes, Dress	1
Shoes, Dinner Dress (ghillie brogue)	Optional
Waist Belt, plain black leather	1
Waist Belt Buckle	1
Hose, Navy Blue	1
Gloves, white	1 (Except when playing pipes/drums)
Kilt, CG Tartan	1
Sporran	1
Sporran belt, plain black leather	1
Flashes, Red wool	1
Plaid	Optional

Small medals; miniature insignia and devices; and small badges are worn as appropriate.

Spats are not worn.

3.B.4. Full Dress Blue

The Full Dress Blue uniform shall consist of the following:

Glengarry	1
Coat, Service Dress Blue (modified)	1 (Drum Major may wear Doublet)
Tie, Standard Four-in-Hand (Men)	1
Tie, CG Blue Tab Tie (Women)	1
Shirt, Standard White, Long Sleeve	1
Shoes, Dress	1

Waist Belt, plain black leather	1
Waist Belt Buckle	1
Hose, Navy Blue	1
Spats, White	1
Gloves, White	1 (Not worn when playing pipes or drums)
Kilt, CG Tartan	1
Sporran	1
Sporran belt, plain black leather	1
Flashes, Red wool	1

Large medals; ribbons (w/o medals); insignia; and full-size devices and badges shall be worn as appropriate. Swords or Cutlasses are not worn with the exception of the Drum Major and Color Guard members as appropriate to their status and at the discretion of the Uniform Prescribing Official (except that Auxiliary Members shall not carry weapons per Section 1.D)

3.B.5. Service Dress Blue (Bravo)

The Service Dress Blue (Bravo) uniform shall consist of the following:

Glengarry	1
Coat, Service Dress Blue (modified)	1 (Drum Major may wear Doublet)
Nametag, Plastic	1
Tie, Standard Four-in-Hand (Men)	1
Tie, CG Blue Tab Tie (Women)	1
Shirt, Light Blue, Long Sleeve	1 (Short sleeve light blue optional)
Collar insignia	Enlisted only
Shoes, Dress	1
Waist Belt, plain black leather	1
Waist Belt Buckle	1
Hose, Navy Blue	1
Spats, White	1
Kilt, CG Tartan	1
Sporran	1
Sporran belt, plain black leather	1
Flashes, Red wool	1

Ribbons; full-size insignia; miniature devices and full-size badges shall be worn as appropriate.

3.B.6. Tropical Blue

The Tropical Blue Uniform shall consist of the following:

Glengarry	1
Nametag, Plastic	1
Shirt, Light Blue, Short Sleeve	1
Shoulder boards/Collar insignia	As appropriate

Shoes, Dress	1	
Waist Belt, plain black leather	1	
Waist Belt Buckle	1	
Hose, Navy Blue	1	
Spats, White	1	
Kilt, CG Tartan		1
Sporran	1	
Sporran belt, plain black leather		1
Flashes, Red wool	1	

Ribbons; full-size insignia; miniature devices and full-size badges shall be worn as appropriate.

3.B.7. Winter Dress Blue – Optional ALL

The Winter Dress Blue Uniform shall consist of the following:

Glengarry	1	
Nametag, Plastic	1	
Shirt, Dark Blue, Long Sleeve (closed collar)	1	
Tie, Dark Blue, fore-in-hand (men & women)	1	
Tie Bar or Tie Tack	1	
Collar insignia (metal only)	As appropriate	
Shoes, Dress black	1	
Waist Belt, plain black leather	1	
Waist Belt Buckle	1	
Hose, Navy Blue	1	
Spats, White	1	
Kilt, CG Tartan		1
Sporran	1	
Sporran belt, plain black leather		1
Flashes, Red wool	1	

Ribbons; full-size insignia; miniature devices and full-size badges shall be worn as appropriate.

3.B.8 Highland Doublets

The Highland Doublet uniform will consist of the following:

Feather Bonnet	1 (Drum Major)
Glengarry with Blue Half Hackle	1
Highland Doublets	1
Shoes, Ghillies	1
Waist Belt, plain black leather	1
Waist Belt Buckle	1
Hose, Navy Blue	1
Hose, Diced	1(Drum Major)

Spats, White	1	
Kilt, CG Tartan		1
Sporran	1	
Sporran belt, plain black leather		1
Flashes, Red wool	1	
Plaid (full)	1	

3.C. Individual Uniform Items

3.C.1 Headgear

3.C.1.a Glengarry - A plain (no dicing) black Glengarry shall be worn by all Band Members with all uniforms that specify that headgear. On the left side shall be mounted a black silk cockade with a combination cap insignia appropriate to the status of the Band Member (officer, enlisted or Auxiliary) centered in the cockade. A Coast Guard Blue half hackle shall be mounted behind the cockade so that the top of the hackle is even with the top of the Glengarry. In hot weather, the top of the Glengarry may be of black open-mesh material as long as it has a similar appearance to other black Glengarries.

3.C.1.b. Manner of Wear - The Glengarry shall be worn straight and even fore and aft and side-to-side. Back ribbons shall be well pressed and worn clear of the collar down the back of the neck.

3.C.1.c. Unit Ball Cap (Optional) – The Unit Ball Cap with rank insignia (or Pipe Band Pin per **3.C.1.e.**) as described in References (b) and (c) with the unit name “PIPE BAND” in gold letters.

3.C.1.d. Manner of Wear – The policy set forth in References (b) and (c) regarding the Unit Ball Cap shall be followed. The Uniform Prescribing Official may authorize the wear of the Unit Ball Cap only with the Tropical Blue uniform while on a military base/unit or at an organized rehearsal; but it shall not be worn during performances or other public appearances. The Pipe Band Unit Ball Cap may be worn with civilian attire only if the Pipe Band Pin is substituted for rank insignia (**3.C.1.e.**) or the rank insignia is removed.

3.C.1.e. Pipe Band Pin (Optional) – The Pipe Band Pin described in **3.H.4** may be worn in lieu of rank insignia on the Unit Ball Cap at any time the Unit Ball Cap is authorized (including with civilian attire).

3.C.2. Undergarments

All Members shall wear undergarments under standard Coast Guard or Coast Guard Auxiliary uniform items as appropriate and as set forth in References (b) and (c). Wear of undergarments under uniform items not covered by References (b) and (c) shall be at the discretion of the Member or as prescribed by the Uniform Prescribing Official.

3.C.3. Shirts

3.C.3.a. Light Blue Shirt – Short or long sleeved as prescribed by Reverences (b) and (c) for men/women with insignia appropriate to the rank of the Member.

3.C.3.b. Standard White Shirt – Long sleeved with a standup collar as prescribed by References (b) and (c) for men/women; insignia not worn.

3.C.3.c. Dinner Dress White Shirt (Men Only) – Long sleeved with pleated soft front of a pattern prescribed for male personnel by References (b) and (c); insignia not worn.

3.C.3.d. Formal White Shirt (Women Only) – Long sleeved with pleated front and pearl buttons as prescribed for female personnel by References (b) and (c); insignia not worn.

3.C.3.e. Dark Blue Shirt (Winter Dress Blue) – Long sleeved Dress shirt with closed collar as prescribed by Reverences (b) and (c) for men/women with insignia appropriate to the rank of the Member.

3.C.3.f. Manner of Wear - All shirts shall be well tucked into the waistband of the kilt so that the front of the shirt does not hang below the waistband. Excess material at the waist tucked in behind each hip in two even pleats. Wear with all studs, buttons and cuff links fastened. Shirts shall be well pressed and unwrinkled. Breast pockets shall be buttoned and empty. Military creases are “Optional” for the light blue shirts but if used shall be pressed parallel and vertically into front of shirt through the center of each pocket so as to evenly divide each pocket from waist to epaulet. Sharp crease in sleeves aligned with epaulet. Three sharp, military creases in back of shirt from yoke seam to waist at center of back and center of each half so as to divide shirt back into four equal quarters. Sewn-in military creases are not authorized.

3.C.4. Neckties

3.C.4.a. Standard Four-in-Hand Necktie - As prescribed by References (b) and (c) for men (and women with the Winter Dress Blue uniform). The standard necktie may have a Windsor, double Windsor, or a four-in-hand knot. A tie tack or tie bar/clasp may be worn except that one shall be worn with Winter Dress Blue. The tie tack or tie bar shall meet the criteria set in Reference (b) and shall be centered on the breast pockets. The tie shall be neatly knotted and “two-blocked” to eliminate a gap at the top.

3.C.4.b. Black Bow Tie - As prescribed by References (b) and (c) for men.

3.C.4.c. CG Blue or Black Tab Ties – As prescribed by References (b) and (c) for women.

3.C.5. Service Dress Coat and Dinner Dress Jackets

3.C.5.a. Service Dress Blue Coat - As prescribed by References (b) and (c) for men/women, modified for wear with the kilt. The Coat shall be worn with buttons and insignia appropriate to the rank, rate and status of the Member as prescribed by References (b) and (c).

Modification for Wear with the Kilt – The hem of the coat is raised so that the bottom hem of the coat

is even with the top of the wearer's buttocks. The front of the coat is cutaway horizontally two inches to the left and two inches to the right of the button line at a point one inch below the bottom button of the coat. The cutaway then curves away gracefully to the hem. See Appendix C for specific instructions on how to modify the Service Dress Coat.

3.C.5.b. Dinner Dress Blue Jacket (Optional) - As prescribed by References (b) and (c) for men/women. It shall be worn as described in these regulations. Buttons and insignia appropriate to the rank, rate and status of the Member as prescribed by References (b) and (c) shall be worn.

3.C.5.c. Dinner Dress White Jacket (Optional) - As prescribed by References (b) and (c) for men/women. It shall be worn as prescribed in these regulations. Buttons and insignia appropriate to the rank, rate and status of the Member as prescribed by References (b) and (c) shall be worn.

3.C.6. Kilt

Knife pleated kilt in U.S. Coast Guard Tartan (as described in Section 4.B. of this Manual), pleated to the blue. Because of the importance of all kilts coming from the same dye lots, kilts must be procured through the USCGPB official supplier and tartan mill (see Appendix A and B). Existing kilts in Coast Guard Tartan not made by the USCGPB official kilt supplier may be worn if approved by the Uniform Prescribing Official.

3.C.6.a. Manner of Wear – The Kilt shall be worn evenly all around with bottom of kilt splitting the kneecap. Care should be taken to ensure that the straps are tight enough to hold the kilt at the proper level without sagging or slipping down (especially on parade) but not so tight that the kilt material is pulled out of shape. Generally, the upper strap is tighter than the lower.

3.C.7. Belts and Belt Buckles

3.C.7.a. Waist Belt - Plain black leather belt, 2 1/4 inches wide, with a USCGPB pattern buckle. The Waist Belt is worn with all uniforms except it is optional when a Waist Coat is worn. The Drum Major may substitute an appropriate Drum Major's Waist Belt per Section 4.A.3. The Drum Major and Color Guard personnel (other than Auxiliary Members) may substitute an appropriate sword or cutlass belt when carrying such items.

3.C.7.a.1 Manner of Wear - The Waist Belt will be worn outside the Service Dress Blue Coat, Wooly-Pully sweater or Doublets. When Dinner Dress Jackets are worn, the Waist Belt will be worn under the jacket and over the Kilt. With the Tropical Blue Shirt, the Waist Belt will be worn over the Kilt. The Waist Belt will be worn firm to the body with sufficient tightness to prevent the belt from sagging, but not so tight that the material under the belt is excessively bunched. When worn with the Doublets, it will be worn over the Doublets, level front to back just above the front opening of the doublets and should not cover buttons on the rear of the doublets. The Waist Belt will never be worn loosely on the body or sag in the front. Runners should be pushed hard up to the buckle. The Waist Belt should not cover Service Dress Coat buttons unless body shape does not allow otherwise.

3.C.7.a.2 Belt Buckle – A USCGPB Buckle shall be worn with the Waist Belt. The USCGPB Belt Buckle is a two-piece, interlocking buckle in gold or silver tones as appropriate to the wearer. The

center, or right, piece of the Buckle is a disc with the shield of the Coat of Arms of the United States (as adopted by the Coast Guard). The outer, or left, piece is annulet edged and inscribed "U.S. Coast Guard Pipe Band."

3.C.7.b. Cross Belt (Optional) – Plain Black with silver or gilt finish appropriate to the wearers affiliation. May be adorned with the Coast Guard Pipe Band emblem in gilt or silver finish.

3.C.7.b.1 Manner of wear – The cross belt is worn across the right shoulder over the sash if applicable and under the waist belt

3.C.8. Formalwear

3.C.8.a Cummerbund – A Cummerbund is not worn with any USCGPB uniform including Dinner Dress uniforms. The Waist Belt and/or Waist Coat are worn in lieu of a Cummerbund.

3.C.8.b. Waist Coat (Optional - Men Only) – A Prince Charlie Waist Coat in blue (black) or white material suited to the Dinner Dress Blue/White Jacket with Coast Guard buttons (22 1/2 ligne gilt or silver) may be worn by male Members with the optional Dinner Dress Blue/White Jacket uniform. A blue (black) or white Waist Coat may be worn with the Dinner Dress Blue Jacket uniform, but only the white Waist Coat may be worn with the Dinner Dress White Jacket uniform. When a Waist Coat is worn, the Waist Belt is optional.

3.C.8.c. Plaid Full/Fly (Optional) – A Fly Plaid in Coast Guard Tartan with a Coast Guard pattern brooch may be worn with the Dinner Dress Blue/White Jacket or the Dinner Dress Blue uniforms by male or female Members. A Full Plaid set to the pleat of the Kilt will be worn with the Highland Doublet Uniform.

3.C.8.c.1 Manner of wear – Fly Plaid is worn off the Left Shoulder with 9 inches of tartan extending below the top of left shoulder under the epaulette if applicable with a Coast Guard pattern Brooch. The lower edge of the Fly Plaid should not extend below the lower edge of the Kilt. The upper edge of Brooch is to be below the top of the shoulder. The Full Plaid is worn across Left Shoulder, under the right arm and adjusted such that the lower edge of the Plaid comes level to the top of the Spats with the Coast Guard Pattern Brooch on the left shoulder. The pleat of the Plaid should match that of the Kilt and adjusted to line up with the Sett.

NOTE: The wearing of a Fly Plaid by individual members with the Dinner Dress Blue/White Jacket uniform is appropriate when attending/performing at Scottish functions such as Burns Suppers, St Andrews Society functions, Highland Games receptions and similar events. It is not appropriate to wear a Fly Plaid with the Dinner Dress Blue/White Jacket uniform when attending/performing at Coast Guard/Coast Guard Auxiliary functions such as a Dining In/Out, Coast Guard Ball, Gala or similar events.

3.C.9. Shoes and Hose

3.C.9.a. Dress Shoes – Black leather (or synthetic substitute) lace-up plain oxford style, as prescribed for men/women by References (b) and (c). The woman's dress shoe may have a seam around the toe.

3.C.9.b. Manner of Wear - Walking comfort is of primary concern. Shoes should be selected for a comfortable fit. Laces should be comfortably tight and double tied.

3.C.9.c. Dinner Dress Shoe (Optional) – Black leather, wing tip, ghillie brogue style.

3.C.9.d. Manner of Wear - Walking comfort is of primary concern. Shoes should be selected for a comfortable fit. Laces should be comfortably tight, twice crossed behind ankle and double tied in front.

3.C.9.e. Hose – With the exception of the Drum Major, all Pipe Band Members shall wear full-length dark navy blue wool kilt hose with all uniforms other than Dinner Dress Blue/White Jacket Uniforms. The Drum Major may wear full-length red and dark blue-diced wool hose. Full-length red and dark blue-diced hose may be worn as an “Optional – ALL” item with the Dinner Dress Blue/White Jacket Uniforms.

3.C.9.f. Manner of Wear - Hose seams (if present) shall be straight and centered in back; ribbing shall be straight. Tops of hose shall be turned down to cover flashes. Tops of hose shall be four finger widths below inside bone of knee and at the same height on each leg. Diced hose shall be worn so points of dice diamonds are centered on the front of the leg.

3.C.10. Outerwear

3.C.10.a. Wooly-Pully Sweater (Optional - ALL) - A Coast Guard Blue V-neck style pullover sweater, in a pattern prescribed by References (b) and (c), for male and female personnel, with fabric epaulets, shoulder and elbow patches. The Wooly-Pully shall be worn with insignia appropriate for the rank/ rate and status of the Band Member as prescribed by References (b) and (c).

3.C.10.b. Manner of Wear - The sweater may be worn in lieu of the service dress jacket by all Band Members in cool weather when prescribed by the Uniform Prescribing Official. The sweater is worn full length with the waist belt worn outside the sweater. The long sleeve light blue or dark blue shirt is worn with the collar inside the sweater with a Standard Four-in-Hand Necktie. The Wooly-Pully may also be worn with Tropical Blue Uniform with the shirt collar on the outside.

3.C.10.c. Windbreaker (Optional - ALL) – The windbreaker as prescribed in References (b) and (c) may be worn in lieu of the Service Dress Coat or with the Tropical Blue Uniform by USCGPB Members in cool weather when prescribed by the Uniform Prescribing Official. This is not the “Pipe Band Windbreaker” described in Section 3.C.10.g below.

3.C.10.d. Manner of Wear – The zipper closure shall be zipped up at least two thirds. The waist belt is worn inside the Windbreaker. The optional belt pouch shall not be worn under the Windbreaker.

3.C.10.e. Rain Cape - A plain black rubberized highland Inverness pipe band rain cape with a buttoned front enclosure and over-cape with buttoned front. The rain cape should be provided with a belt pouch with loops so that it may be folded and carried on the waist belt when inclement weather threatens. The waist belt is worn inside the Inverness cape. No insignia is worn on the rain cape.

3.C.10.f. Trench Coat (Optional) – The CG Blue polyester/cotton water-repellent coat prescribed in

References (b) and (c); insignia as appropriate. This coat may be worn to and from events and while waiting to perform (including practice sessions) if weather dictates. However, it shall not be worn during any public performance.

3.C.10.g. Pipe Band Windbreaker (Optional) – The USCGPB Windbreaker is a custom windbreaker that can be ordered through the Band Quartermaster. It shall be a lightweight windbreaker in Coast Guard blue wind/water-resistant fabric. It may have snap or zipper closure down the front. On the back it shall have the words “U.S.COAST GUARD” in white block letters 2.5” high with the words “PIPE BAND” in white block letters 1.5” high immediately below. It shall have the USCGPB Emblem (APPENDIX E) embroidered on the left front breast area in gold thread with a red, white, and blue shield. At the wearer’s option, it may have words appropriate to the member’s status such as “Piper,” “Drummer,” “Admin,” “Drum Major,” “Pipe Major,” “Pipe Corporal,” etc. embroidered just above or below the Emblem in the same color gold thread as in the Emblem. Also at the wearer’s option, it may have words indicating an elected or appointed Band Officer level held by the wearer such as “Director,” “Treasurer,” “Quartermaster,” “Webmaster,” etc. just above or below the Pipe Band Emblem in the same color gold thread as in the Emblem. The member’s status and/or elected/appointed officer position shown on the Pipe Band Windbreaker shall be that held by the member at the time the Pipe Band Windbreaker was purchased by that member. A subsequent change in the status/position of the member will not require that the embroidery be removed or altered even if the member no longer has the status/position indicated.

3.C.10.h. Manner of Wear –The policy set forth in Section 3.C.1.d. for wear of the Unit Ball Cap shall be followed. The Uniform Prescribing Official may authorize the wear of the Pipe Band Windbreaker only with the Tropical Blue uniform while on a military base/unit; at an organized rehearsal; or when working at a Pipe Band public affairs/recruiting booth; but it shall not be worn with the Tropical Blue uniform during performances or other public appearances. The Pipe Band Windbreaker may be worn with civilian attire. The Unit Ball Cap may be worn with the Pipe Band Windbreaker when in civilian clothes. The zipper or snap closure shall be closed at least two thirds (the Pipe Band Windbreaker shall not be worn unzipped or unsnapped). The waist belt is worn inside the Pipe Band Windbreaker. The optional belt pouch shall not be worn under the Pipe Band Windbreaker.

3.C.11. Sporrans and Sporrans Strap

3.C.11.a.1. Dress Sporrans - Military pattern hair sporran with heavy cast thistle cantle of approved pattern in gold/silver tone as appropriate to member’s status (active duty, reserve, retired and wartime service veterans wear gold tone and Auxiliary members wear silver tone). A miniature cap insignia appropriate to the Member’s status (officer, enlisted, or Auxiliary) shall be centered on cantle. For officer and Auxiliary Members, the miniature version of the Combination Cap Insignia shall be used. For all enlisted Members (including E-4 and above) the miniature version of the Coast Guard medallion (as prescribed for wear on the Garrison Cap by E-3 and below) shall be worn. The Sporrans shall have two hair tails with gold/silver tone bells. The Piper’s Sporrans shall be white hair with gold/silver cantle and with two black hair tails suspended from gold/silver bells. The Drummer’s Sporrans shall be black hair with gold/silver cantle and with two white hair tails suspended from gold/silver bells. Non-Playing Members who serve as color guards, banner bearers, or other support functions while wearing a Pipe Band uniform shall wear a Drummer’s Sporrans. Pipers who are temporarily serving a support function shall wear a Piper’s Sporrans.

3.C.11.a.2 – Undress Sporran – The undress sporran shall be a plain black leather sporran of the pattern illustrated below:



A full size Combination Cap insignia appropriate to the Member's status (officer, enlisted, chief or Auxiliary) shall be centered on the sporran. The Emblem may be affixed in place with a small, non-visible amount of an appropriate adhesive to keep it in position or mechanically affixed as attached to a Combination Cap.

3.C.11.a.2 (1) When Worn – The Undress Sporran is optional for the Tropical Blue, Winter Dress, and Service Dress uniforms. It can also be prescribed by the Uniform Prescribing Official as Optional-ALL for appropriate events. The Undress Sporran shall not be worn when performing at USCGPB National Events/ceremonies or other occasions when the Dress Sporran and spats are more appropriate and shall not be worn when more formality is prescribed. The Undress Sporran shall not be worn with the Full Dress Blue or Dinner Dress uniforms. Appropriate occasions for the Undress Sporran include:

- a. Participation in individual pipe/drum competition;
- b. Attendance at Highland Games as a non-performer;
- c. Attendance or performance at informal events;
- d. Small ensembles (not more than six pipers and three drummers) at informal events;
- e. Other appropriate informal occasions.

3.C.11.a.2 (2) Modifications to USCGPB Uniforms - When Worn with the Undress Sporran – Spats shall not be worn with the Undress Sporran.

3.C.11.b. Sporran Strap - Plain black leather with buckle. Chain straps (including combination chain and leather) shall not be worn.

3.C.11.c. Manner of Wear - The Sporran Strap should fit snugly into groin with sporran strap buckle centered in back. The bottom of the hair should be worn level with the bottom of the kilt. Side, bass, and tenor drummers wear the Sporran on the right hip when carrying a drum. All others centered in front of kilt, aligned with waist belt buckle and button line of shirt/jacket.

3.C.12. Flashes

Flashes shall be red double worsted wool flashes for all Band Members with all uniforms. The flashes shall be of a single loop pattern. Flashes without the single loop that were purchased prior to this Manual may be worn until replaced.

3.C.12.a. Manner of Wear - Both flashes shall be worn equal distances on both legs with leading edge of the flash in line with front seam of the spat (or when spats are not worn, in line with the center of the shin). When diced hose is worn, the leading edge of flashes should split the diamond of the hose dicing down the center of the shin.

3.C.13. Spats

Spats shall be white-on-white canvas with white buttons and hook & loop (Velcro ®, etc.) closures.

3.C.13.a. Manner of Wear – Spats shall be tight to the leg with their rear point aligned with center of rear of leg. All parts of Velcro ® closure secured and top and bottom buttons well fastened.

3.D. Grade/Rank Insignia

3.D.1. Active Duty, Reserve, Retired and War-time Veteran Members

Active duty, reserve, retired and war-time veteran Members of the Pipe Band shall wear the grade or rank insignia prescribed by Reference (b) appropriate to their grade and rank.

3.D.2. Auxiliary Members

Auxiliary Members of the Pipe Band shall wear the office insignia to which they are entitled as prescribed in Reference (c).

3.E. Insignia, Devices and Badges

3.E.1. All Members

All Pipe Band Members shall wear only insignia, devices and badges for which they are qualified. Such items shall be worn as prescribed in References (b) and (c).

3.E.2. Coast Guard Pipe Band Identification Badge

The USCGPB Identification Badge shall be worn on USCGPB uniforms only by current active Members of USCGPB who have an official letter of authorization. The Badge shall be returned to USCGPB upon removal from membership for any reason. The Badge shall not be worn on any Coast Guard or Auxiliary uniform. The Badge shall be worn on Pipe Band Tropical Blue, Service Dress, Dinner Dress and Full Dress uniforms centered on the right pocket. If the Member already has an authorized insignia, device or badge in that position, then the Pipe Band Badge shall be positioned at some other location on the uniform as specified by References (b) and (c) (Service and Identification Badges). There is no miniature version of the Pipe Band Badge so it shall not be worn on Dinner Dress Blue/White Jacket Uniforms.



3.F. Nametags and Nametapes

3.F.1. Plastic Nametags

The USCGPB nametag shall be of the same color and material as the nametag prescribed by Reference (b). On the right side of the nametag, there shall be a Coast Guard Emblem. The last name of the band Member shall be inscribed on the top line of the nametag in approximately 5/16-inch letters centered above the second line which shall be inscribed "U.S. Coast Guard Pipe Band" in 3/16-inch letters. In front of the name of the Pipe Major, Drum Major, Pipe Sergeants Drum Sergeants, Pipe Corporals and Drum Corporals shall be the abbreviated designation of their respective positions.

3.F.1.a. Manner of Wear - The Pipe Band nametag shall be worn with the Tropical Blue, Winter Dress Blue, and Service Dress Blue Uniforms as prescribed by References (b) and (c).

3.F.2. Cloth Nametags

There are no USCGPB uniforms for which cloth nametags are prescribed. When a USCGPB Member is not in a USCGPB uniform but is acting in support of USCGPB while wearing another Coast Guard uniform authorized for that individual by References (b) and (c) and that uniform has a cloth nametag, the Member shall leave such nametag in place and not substitute the plastic Pipe Band nametag for it.

3.G. Medals, Ribbons, and Awards

3.G.1. Entitlement

All USCGPB Members shall wear only the medals, ribbons, and awards to which they are entitled as provided in References (b) and (c) and the Medals and Awards Manual (COMDTINST M1650.25 series).

3.G.2. Manner of Wear

All USCGPB Members shall wear medals, ribbons and awards to which they are entitled in a manner prescribed by References (b) and (c). The Drum Major may wear such items in a manner suited to the specific Drum Major uniform worn. USCGPB Members may temporarily remove such items during certain performance situations where the wearing of other equipment such as a drum sling would interfere with those items so as to potentially cause damage to the items or the uniform.

3.H. Accessories

3.H.1. Sgian Dhu - Optional

USCGPB Members may carry a Coast Guard pattern sgian dhu (also spelled sgian dubh). The mounts, studs and shield are gold or silver as appropriate to the Member's status. The USCGPB sgian dhu is of a pattern commonly called "regimental" with a black wood hilt and gilt/silver mounts. The outside of the hilt is decorated with gilt/silver studs and a Coast Guard Shield in gilt/silver. The stone in mount at the handle end may be of any color; however, blue or black are preferred. The blade length for Auxiliary Members shall not exceed 3.5 inches.



3.H.1.a. Personal Sgian Dhu - Optional – USCGPB Members may opt to carry a personal sgian dhu of an appropriate Highland design. Such designs may include personal Highland Clan badges or crests or other military insignia and/or badges appropriate to the Member. The Uniform Prescribing Official may prohibit the wear of any such personal sgian dhu deemed inappropriate for any reason.

3.H.1.b. Manner of Wear – If carried, the sgian dhu shall be worn under the top of the hose at the outside of right leg with at least two inches of hilt showing above the top edge of hose to display the gilt/silver Coast Guard Shield or other appropriate elements of a personal sgian dhu.

3.H.2. Kilt Pin - Optional

USCGPB Members may wear an optional kilt pin consisting of the USCGPB Emblem (APPENDIX E) in gold tones superimposed at the hilt of a silver tone claymore sword approximately 3.75" in length. Other kilt pins with appropriate Coast Guard or other military insignia may be worn as approved by the Uniform Prescribing Official.

3.H.2.a. Manner of Wear – If worn, the kilt pin shall be placed on the front of the outer apron of the kilt, pinned approximately four inches up from the hem and three inches in from the right side of the kilt apron so as to neatly align with the kilt pattern. The kilt pin is not pinned through the outer apron to the inner portion of the kilt as doing so increases the possibility that the kilt may be torn if the outer apron snags on something. The weight of the pin should be sufficient to prevent the outer apron from flapping in most situations. A secondary means of securing the kilt pin clasp is advised as the pins often come loose without additional security.

3.H.3. Belt Pouch – Optional

An optional plain black leather belt pouch with two loops on the back to accommodate the 2-1/4 inch wide waist belt may be worn with those USCGPB uniforms with which the Waist Belt is worn on the outside. A Coast Guard emblem consisting of the miniature version of the silver and gold Coast Guard medallion worn on the E-3 and below garrison cap shall be mounted on the body of the pouch, centered below the flap.

3.H.3.a. Manner of Wear – If worn, the belt pouch shall be mounted on the Waist Belt, centered in the small of the back. The Belt Pouch shall not be worn with any uniform that has the Waist Belt covered by a jacket or coat. The flap shall be kept secured and items contained within the pouch shall not protrude outside the pouch.

3.H.4. Pipe Band Pin – Optional

Band Members may wear on certain uniforms as specified in this Manual an optional metallic pin consisting of the USCGPB Emblem (Appendix E) with a red, white and blue shield surrounded by a black belt with gold letters.



3.H.4.a. Manner of Wear – The Pipe Band Pin may be worn in lieu of rank insignia on the USCGPB Unit Ball Cap (3.C.1.e.) or on appropriate civilian attire.

3.H.5. Water Bottle Holder – Optional

Band Members may wear an optional water bottle holder mounted to the Waist Belt. Such water bottle holder shall be of black leather or synthetic fabric and designed to hold a plastic or metallic water bottle. The water bottle shall be plain white, black, or dark blue and may have a USCGPB logo.

3.H.6. Brooch

CG Pattern Brooch of celtic pattern superimposed with a Coast Guard Emblem pursuant to the members position enlisted, officer, auxiliary similar device as approved by the Uniform proscribing authority may be worn with the Fly or Full Plaid.

3.H.6.a. Manner of Wear – Worn with the design properly aligned on the front of the left shoulder, with the top of the Brooch no higher than the top of the shoulder securely fastening the Fly or Full Plaid.

3.I. Sashes

Sashes shall be of a dark red/crimson Highland Officer's pattern for current Pipe/Drum Major and of red worsted for current Pipe Sergeants and Drum Sergeants.

3.I.1. Manner of Wear – Sashes will be worn from the right shoulder to the left hip by the Drum Major, Pipe Sergeants and Drum Sergeants with the tassels just behind the left hip; and will be worn outside the Waist Belt. The Pipe Major may opt to wear the sash from either shoulder. Sashes will be worn with the Tropical Blue, Service Dress, Full Dress Blue, ~~and~~ Dinner Dress Blue and Doublet uniforms (including when the Woolly-Pully Sweater is worn) and may, at the option of the individual, be worn with the Dinner Dress Blue/White Jacket uniform. When the sash is worn with the Dinner Dress Blue/White Jacket Uniform, it is worn over the shirt but inside the Jacket. When worn with a Waist Coat, it is worn outside the Waist Coat but inside the Jacket. When worn with Doublets, it is worn over the Doublets, under the Plaid, under the cross belt and over the waist belt.

3.J. Funerals

3.J.1. Mourning Badges (Optional - ALL)

USCGPB Members may wear mourning badges at military funerals when performing or when attending in an official capacity as provided in References (b) and (c). The badge shall be made of black crepe, 3 inches wide and long enough to fit around the arm without compressing the uniform sleeve. The badge is worn on the outer garment halfway between the shoulder and elbow. Officer and Auxiliary Members wear the badge on the left sleeve and Enlisted Members wear it on the right sleeve.

3.J.2. Swords at Funerals (Optional)

Non-Auxiliary USCGPB Members authorized by Reference (b) to wear a sword may wear a sword at a funeral, but if a sword is worn, a mourning badge 3 inches wide and 20 inches long shall be knotted in the middle of the sword hilt.

Chapter 4 – Special Uniforms

4.A. Drum Major Uniform Items

- 4.A.1. Full Dress Highland Doublet
- 4.A.2. Baldric
- 4.A.3. Waist Belt
- 4.A.4. Plaid
- 4.A.5. Feather Bonnet
- 4.A.6. Mace

4.B. U.S. Coast Guard Tartan

- 4.B.1. Authorized
- 4.B.2. Description
- 4.B.3. Requirement to Wear

4.C. Camouflage Utility Uniform (CUU) - Optional

- 4.C.1. Authorized

4.D. Highland Doublets - Optional

- 4.D.1. Full Dress Highland Doublet

4.E. Plaid - Optional

4.F. Crossbelt - Optional

4.A. Drum Major Uniform Items

On certain occasions deemed appropriate by the Drum Major, the Drum Major may opt to add or substitute any or all of the following items of uniform when on parade or other situations at which USCGPB is wearing the Tropical Blue, Service Dress, Winter Dress Blue, or Full Dress uniforms:

4.A.1. Full Dress Highland Doublet

A Full Dress Highland Doublet in Coast Guard Blue or White uniform cloth, with traditional Full Dress highland accoutrements, may be worn in lieu of the Service Dress Coat.

4.A.2. Baldric

A suitable USCGPB Baldric displaying Coast Guard battle honors and other appropriate Coast Guard devices and insignia may be worn. A non-Auxiliary Members acting as Drum Major may wear a sword, dirk, or other Highland weapon with the Baldric.

4.A.3. Waist Belt

A traditional Drum Major's waist belt may be worn in lieu of the black leather Waist Belt.

4.A.4. Plaid

A full Plaid in Coast Guard Tartan with a Coast Guard pattern brooch and similar devices may be worn.

4.A.5. Feather Bonnet

A black feather bonnet with a combination cap insignia appropriate to the Drum Major's status (officer, enlisted or Auxiliary) and a Coast Guard blue hackle may be worn in lieu of the Glengarry

4.A.6. Mace

A regimental pattern Mace in gold or silver tones with appropriate Coast Guard or Coast Guard Auxiliary emblems and heraldry may be carried.

4.B. U.S. Coast Guard Tartan

4.B.1. Authorized

The Coast Guard Tartan was adopted as the official Tartan of the U. S. Coast Guard on May 1, 2002 by then Commandant, Admiral James Loy. Reference (b) authorizes active duty, reserve, retired, Auxiliary and others desiring to support the Coast Guard through USCGPB membership to wear the Coast Guard Tartan. As of 2008, the Coast Guard is unique among U.S. Armed Forces in having its

own officially-recognized Tartan.

4.B.2. Description

The official Coast Guard Tartan is described in Section 4.E. of Reference (b) as having a thread count of W10 R10 CGB12 R2 CGB12 (where W = white, R = red, CGB = Coast Guard Blue). This Tartan is registered with the Scottish Tartans Authority.

4.B.3. Requirement to Wear

Section 4.E. of Reference (b) requires that any pipe band claiming Coast Guard affiliation shall use the official Coast Guard Tartan. USCGPB has been granted the authority to claim such affiliation and shall, therefore, wear the Coast Guard Tartan. All of the uniforms described in this Manual involve the Coast Guard Tartan and such uniforms should generally be those chosen by the Uniform Prescribing Official for any event in which USCGPB (including solo Members) performs publically. Exceptions to that requirement include times when the Band Members can be seen by the public, but a performance *per se* is not intended such as when the Band is practicing in an area that may be observed by members of the public. In such cases the Uniform Prescribing Official may prescribe a uniform from References (b) and (c) (such as ODUs) or appropriate civilian attire. Other exceptions might include when a USCGPB Member(s) is conducting a piping or drumming class or is participating in group gatherings such as camps where the Member(s) is asked to play for the group in an informal setting. Wearing appropriate civilian attire or a uniform authorized for that Member(s) by References (b) and (c) in lieu of a Tartan-based uniform from this Manual is authorized in such cases.

4.C. Camouflage Utility Uniform (CUU) - Optional

4.C.1. Authorized

USCGPB Members assigned to units or forces that are authorized to wear a Camouflage Utility Uniform (CUU) as provided in applicable regulations may, when performing as a USCGPB Member, wear the CUU associated with that unit or force. In some cases the uniform is designated Desert Camouflage Uniform (DCU). The Member may also, when appropriate, use Bagpipe Covers, Band Emblems, etc. made of a material compatible with the CUU/DCU to ensure a proper match with such uniforms.

4.D. Highland Doublets - Optional

Optional uniform item, for Solo Performances, small band detachments or other events where Doublets are being worn by other bands and deemed appropriate, Pipers and Drummers may opt to wear the Highland Doublet Uniform consisting of the following when the Uniform would otherwise be the Tropical Blue, Service Dress or Full Dress uniforms:

4.D.1. Full Dress Highland Doublet

A Full Dress Highland Doublet in Coast Guard Blue or White uniform cloth, with traditional Full Dress highland accoutrements, may be worn in lieu of the Service Dress Coat. Doublets to be adorned with silver or gilt lace trim appropriate to the member's affiliation and current Coast Guard

standard sleeve lace/insignia and C G buttons typical of the service Dress Uniform based on the Members grade/service.

4.E. Plaid - Optional

A Full Plaid in Coast Guard Tartan set to the Kilt with a Coast Guard pattern brooch and similar devices may be worn.

4.F. Crossbelt – Optional

A plain black leather Cross Belt with silver or gilt finish hardware appropriate to the individual's affiliation with the Band. May be adorned with the Coast Guard Pipe Band Emblem in silver or gilt finish.

Chapter 5 – Instruments

5.A. Bagpipes

- 5.A.1. Pipe Chanter and Reeds
- 5.A.2. Bag Cover
- 5.A.3. Pipe Drone Ribbons
- 5.A.4. Pipe Drone Cords
- 5.A.5. Pipe Banner

5.B. Drums

- 5.B.1. Drum Slings and Carriers
- 5.B.2. Drum Sticks and Beaters
- 5.B.3. Practice Pad

5.A. Bagpipes

Generally bagpipes are not provided by the USCGPB. Each piper is responsible for obtaining a good-quality set of highland pipes suitable for the types of music played by the Band.

5.A.1. Pipe Chanters and Reeds - Pipers shall acquire and, when performing with the USCGPB, play a McCallum Mark I® polypenco pipe chanter with a Ross® chanter reed of a hardness suited to the pipers style tuned to 478 HZ unless otherwise directed by the Pipe Major. Pipers shall also acquire a practice chanter for practice sessions with other Band Members. When performing solo or with other bands, pipers may use other chanters and/or reeds suitable to the circumstances of the performance.

5.A.2. Bag Cover – The bag cover shall be of Coast Guard Blue corduroy fabric trimmed with short gold fringe. On the after portion of the left outside bag cover, a USCGPB Emblem embroidered in gold wire shall be positioned so as to show behind the left arm on parade. Back edge of emblem to be positioned 1” forward of gold fringe and top edge of emblem 1” down from center line of bag cover (center line of middle drone).

5.A.3. Pipe Drone Ribbons - All pipers shall procure seventy-two (72) inch swallow-tail tartan drone ribbons of a uniform pattern in U. S. Coast Guard Tartan. Pipe drone ribbons will be optional for individual pipers for solo performances. For all other performances, the senior piper will notify the pipers performing as to whether pipe drone ribbons will or will not be attached to the pipe drones for the performance.

5.A.4. Pipe Drone Cords - All pipers shall procure and install pipe drone cords of a uniform length and pattern in red, white and blue to match the U. S. Coast Guard Tartan.

5.A.5. Pipe Banner – When prescribed by the Pipe Major, some or all pipes may be provided with a USCGPB Banner of an approved pattern (procured by USCGPB). When prescribed, Pipe Banners shall be mounted on the bass drone. Individual pipers may procure at their own expense a Coast Guard Pipe Banner and mount it on the bass drone for solo performances.

5.B.. Drums

To ensure consistency of sound and visual impact, all drums used by USCGPB drummers shall be those procured by the USCGPB unless specific permission is obtained from the Drum Major. A drum and a suitable carrying case shall be issued to qualified drummers at the discretion of the Drum Major. Issued drums and cases remain the property of the USCGPB and shall be returned when the Member leaves the Band, is no longer active as a drummer, or when requested by the Drum Major. The Bass Drums, Tenor Drums and Side Drums shall be black-on-black Andante ® drums emblazoned with the USCGPB Emblem in red, white and blue and Coast Guard Battle Honors in gold, black and red unless otherwise authorized by the Drum Major.

5.B.1. Drum Slings and Carriers

Carriers for side and bass drums may be issued by USCGPB and remain USCGPB property. Other than

bass and side drum carriers provided by USCGPB, all slings are provided by the individual drummer. The bass drum and side drums shall be carried by an appropriate Andante silver-toned carrier provided by USCGPB or the individual drummer. The Drum Major may authorize drums to be carried by a black metal carrier, black nylon harness or black leather harness or collar at the option of the drummer.

Slings may be of black nylon or leather over the right shoulder. Slings employing dual shoulder straps may also be used at the discretion of the Drum Major. Slings employing a waist belt in addition to the shoulder sling may be worn with the waist portion of the sling under the black leather Waist Belt so as not to cover the leather Waist Belt.

5.B.2. Drum sticks and beaters

Side drummers shall use highland style drum sticks in a natural wood tone (no painted or dark colored sticks). Tenor drummers shall use appropriate beaters (sticks) with white heads and shafts that match the other tenor drum beater shafts where possible. Leather or other appropriate material thongs shall be attached to the beaters to allow for flourishing and to reduce the possibility of dropping a beater. Bass drum beaters shall have natural wood shafts and heads in black or white.

5.B.3. Practice Pad

Side drummers shall acquire a good-quality practice pad for use at practices where playing on the drum is inappropriate.

LIST OF APPENDICES

APPENDIX A	SOURCES OF SUPPLY
APPENDIX B	HOW TO MEASURE FOR A KILT
APPENDIX C	MODIFICATION OF SERVICE DRESS COAT
APPENDIX D	CARE OF UNIFORM ITEMS
APPENDIX E	COAST GUARD PIPE BAND EMBLEM
APPENDIX F	UNIFORM ILLUSTRATIONS

APPENDIX A

SOURCES OF SUPPLY

Those uniform items that are not unique to the USCGPB are generally available through the normal sources of supply open to active duty, reserve and Auxiliary Members. Retired Members generally have access to the same sources of supply. Wartime veteran Members who are not on the retired list may have to ask for assistance from the USCGPB in order to obtain the required uniform items from official Coast Guard sources of supply and should contact the Quartermaster for such assistance.

Some uniform items may be obtained from commercial uniform suppliers. Coast Guard Exchanges also carry many uniform items. The Uniform Distribution Center (UDC) has basic uniform items readily available to active duty, reserve, retired and Auxiliary Members who have an Employee ID number (EMPID) or Auxiliary Number. Retired Members can obtain an EMPID by contacting the Personnel Support Center, Retired Affairs Section at 1-800-772-8724. Once a Member has an EMPID, uniform items may be purchased through the UDC by using their web site at: <http://www.uscg.mil/uniform/>

The Coast Guard Auxiliary Association also has Auxiliary-specific uniform items available.

Since membership in the USCGPB is on a voluntary basis and the cost of procuring and maintaining the necessary uniform items can be quite high, there are opportunities for certain uniform items (the Coast Guard Tartan Kilt in particular) to be procured by the Band. Any Member who has a need for financial assistance in procuring uniform items should contact the Quartermaster to see if such assistance is available. The Quartermaster will follow procedures set by the BoD to determine if the Member is qualified for financial assistance and the necessary Band funds are available. Members should also be on the alert for announcements from other Members regarding economical sources of supply for certain items (such as from "Lucky Bags", etc.).

USCGPB unique items are generally available from various commercial sources that specialize in highland dress/uniform items; the primary exception being the Coast Guard Tartan Kilt. In order to ensure that the kilts worn by the USCGPB are reasonably consistent in color and pattern, the Kilt must be obtained through the USCGPB's kilt maker using the guidelines provided in Appendix B.

The Band Quartermaster maintains a list of sources of supply for uniform items. Band Members are not required to obtain the required items from the sources on that list; however, if a Band Member chooses to obtain a uniform item from other than the recommended source, the item so chosen must be of equivalent quality, color, design, etc. to the item available from the recommended source(s). The acceptability of such items is at the discretion of the Uniform Prescribing Official.

USCGPB Members are encouraged to check out other sources of supply and, if one is found that appears to provide a required or optional uniform item that is of the same design and quality as the source(s) listed in the list provided by the Quartermaster, the information regarding that source should be passed to the Quartermaster.

APPENDIX F contains information about the Uniform Guide that can be found on the Band website in the Members Area. That Guide provides information regarding sources of supply as well as photographs, illustrations and descriptions of certain uniforms to provide a visual guide to how each

Band Member should look when in those uniforms.

APPENDIX B

HOW TO MEASURE FOR A KILT

When ordering a kilt for use with USCGPB uniforms, Members should print the most recent version of the KILT MEASUREMENT GUIDE AND ORDER FORM (from the “Member Area” of the Band web site: www.uscgpipeband.org); fill out the form; and mail or email the completed form to the Quartermaster as indicated on the form.

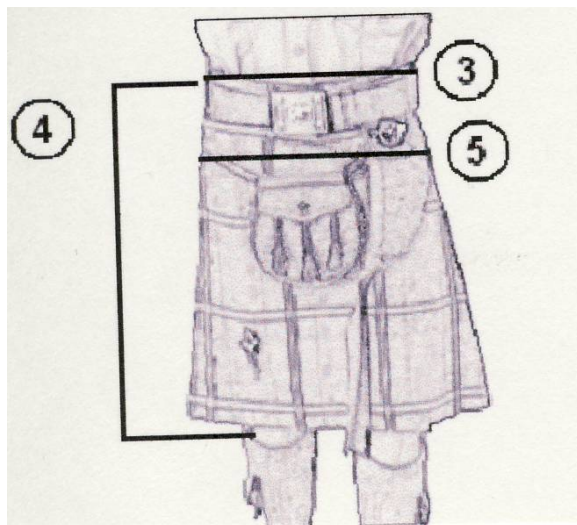
The Quartermaster will determine the Member’s eligibility and whether the Band or the Member is paying for the kilt. The Quartermaster will endorse the form and, if the kilt is authorized, forward the form to the USCGPB’s official kilt maker, ALEXIS MALCOLM KILTS. Subsequent communications regarding the kilt will be directly between the Member and Alexis Malcolm Kilts.

If you need financial assistance in order to obtain a kilt, you should contact the Quartermaster in advance to discuss your situation. Then when forwarding the Order Form, include a cover letter (or email) with a brief summary of your reasons for needing financial assistance.

Members must follow the instructions on the form regarding measurements very carefully since each kilt is custom made based on those measurements. Do not attempt to take the measurements yourself; they must be done by another person so you do not bend, twist or stoop while the measurements are being taken.

When taking the waist and hip measurement, wear the shirt and undergarments you plan to wear when wearing the kilt.

The measurements for: **3. WAIST**; **4. LENGTH**; and **5. HIPS** on the form correspond to the diagram below:



SAMPLE - U.S. COAST GUARD PIPE BAND - SAMPLE
KILT MEASUREMENT GUIDE AND ORDER FORM

Use latest version downloaded from Member Area of the Band web site: www.uscgpipeband.org

Order Date: _____ Needed by: _____

Your name: _____

Shipping Address: _____
(No P.O. Boxes) _____

Email address: _____ Phone: _____

I will pay for this kilt. I request the initials _____ (will be embroidered on a tag in the kilt).
I request that the USCGPB pay for this kilt (attach an explanation of reasons for this request).

1. Have a friend make these measurements (DO NOT ATTEMPT TO DO THEM YOURSELF).

Wear the undergarments and shirt you plan to wear with the kilt.

2. These measurements MAKE your kilt! EXACT measurements are absolutely required!

3. **WAIST:** Measurement **AT the Navel**...tight tape, as this holds up the kilt: _____ inches

4. **LENGTH:** Stand at attention (DO NOT LOOK DOWN)

Have someone else measure from your **navel** to **mid-kneecap**: _____ inches
(This will not be the length of the kilt)

If you have an existing kilt that fits well, provide the overall length: _____ inches
(Note that this should not be the same as the length measurement above)

5. **HIPS:** Measure at the widest part ...No tight tape. _____ inches

6. **TARTAN:** U.S. Coast Guard Tartan; pleated to the blue (Official Coast Guard Kilt pleating).

7. **KILT:** 8-Yard Regulation handmade to USCGPB specifications.

Mail this form to: (address listed on form downloaded from website)

(Or scan and attach to an email to: email address listed on form downloaded from website)

FIRST ENDORSEMENT

Date: _____

FROM: Quartermaster, U.S. Coast Guard Pipe Band

TO: Alexis Malcolm Kilts

1. This kilt order is approved. Please make a kilt for this Coast Guard Pipe Band Member and bill as follows:

Bill the Coast Guard Pipe Band (per agreed procedures). No initials on kilt.

Bill the Member (contact the Member listed above for payment information).

XXXXX

Quartermaster, USCGPB

APPENDIX C

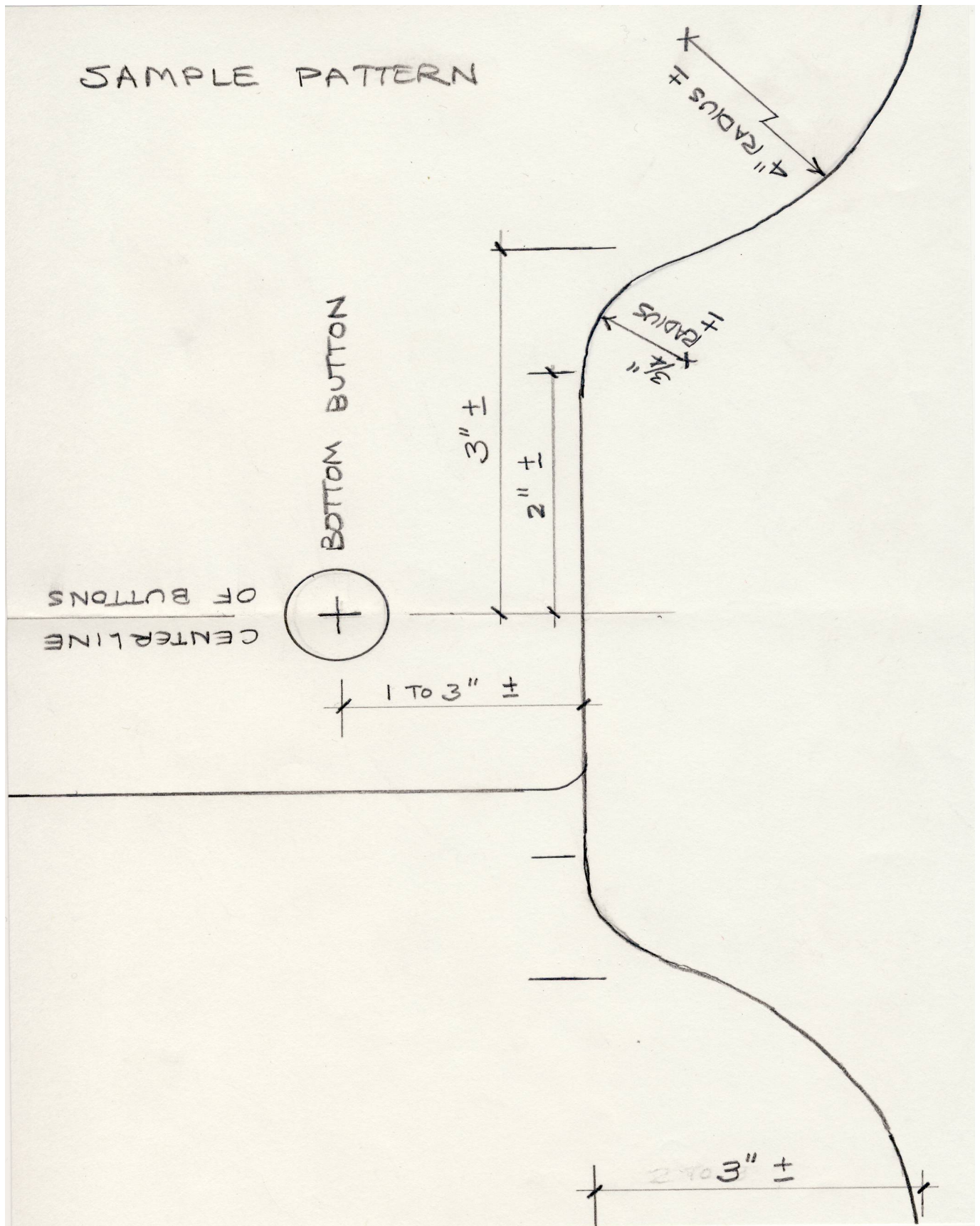
MODIFICATION OF SERVICE DRESS COAT

The standard Service Dress Blue Coat must be modified for wear with the Coast Guard Tartan as part of the USCGPB uniforms described in these Regulations. The Dinner Dress Jackets should not require modification. The Service Dress Coat is the only outer garment that needs to be modified. A primary objective of the modification is to prevent covering the sporran when the coat is worn.

Different body types will dictate that minor variations in the measurements may be required for some Members in order for the coat to look the way it should. If you are or your tailor are in doubt, do not hesitate to contact the Drum Major or other Band Member(s) to verify what is intended before starting to work on the coat. The following is a description of what needs to be done to the Service Dress Coat in order for it to meet USCGPB standards:

1. The lower hem of the jacket should be taken up approximately 5 inches (more or less) so that the new hem will rest just at the top of the wearer's buttocks which should correspond with the top of the pleat opening on the Kilt. If in doubt, use the top of the pleat opening. Note that this new hem will intersect the existing side pockets which will have to be modified to accommodate the new hem. The new hem should be level when completed (except for the front section described in Step 2).
2. Make a new 4-inch horizontal hem (2 inches on either side) centered on and below the bottom button of the coat so that this new hem line is approximately 1/4 inch above the top of the sporran when the sporran is properly positioned (bottom of sporran even with bottom of kilt). That should place this new hem line between one and three inches below the bottom button of the coat for most personnel (depending on cut of coat and body shape). This hem line should then continue in a relatively sharp downward curve (radius of approximately 3/4 inch) so that the total opening width is approximately 6 inches at the top (3 inches on either side of the button line).
3. The new hem then follows an arc with a radius of approximately 4 inches (more or less) so that it meets the new bottom hem established in Step 1. This will make the bottom of the opening around 10 inches wide.
4. When the modification is complete, the new hem should just outline the sporran when it is worn at the correct height and the hem in the back should be at about the same level as the top of the pleat openings on the Kilt.

The pattern on the following page is a sample of how the hem should look in the front. The dimensions will need to be modified to suit the individual Band Member. Note that the pattern on the following page is NOT TO SCALE and should be re-drawn with the correct dimensions to suit your situation before being given to a tailor.



APPENDIX D

CARE OF UNIFORM ITEMS

Because USCGPB is called on to perform in front of the public, its Members often come under closer scrutiny than many other personnel who represent and serve the Coast Guard. As a result, USCGPB Members need to be extra vigilant in the maintenance and upkeep of their uniform items so the impression they leave with those who see the Band (including solo performers) is of the highest order. Most uniform items require the standard level of care associated with them; however, some items unique to USCGPB require special care as follows:

Pipes - The care and maintenance of pipes are the responsibility of each individual piper. Pipes shall be kept in top-quality condition.

Drums - Drummers are responsible for the care and maintenance of Band-issued drums. No alterations or modifications to the drums other than the mounting of leg pads to the leg rest shall be made without specific permission of the Drum Sergeant. Clean only with mild soap and water.

Glengarry – Brush as necessary with a clothes brush to remove dirt and lint. Ribbons should be pressed and folded flat inside of Glengarry for storage. Since most ribbons are synthetic, care must be exercised when ironing to prevent melting the material. Place in a plastic bag and store flat.

Hose - Dry clean or clean with mild wool-compatible soap/detergent such as Woolite.

Kilt - Dry-clean and press as necessary. Store on a good quality skirt hanger with pleats hanging naturally. Store in a moth-proof bag.

Sashes – Dry clean and press as necessary. Store rolled so as not to create creases.

Sgian dhu - Clean and oil blade and mounts frequently.

Spats - Cleanliness of spats is of paramount importance to a smart appearance. Spats should be washed with bleach or other stain fighting laundry products after each wearing. If necessary, whiten with liquid shoe polish. Store flat inside a plastic bag to prevent soiling.

Sporran - Clean and brush hair periodically as for a natural hair wig. Take care not to pull hair from sporran. Store hung from a hanger allowing hair to fall naturally or flat without crimping the hair. Do not use abrasive metal cleaners on the metal parts as doing so can remove the finish and/or plating. Clean metal parts with a damp cloth and dry thoroughly.

Waist Belt & Sporran Strap - Belt and strap should be periodically dressed/cleaned with preservative to prevent drying and cracking.

Natural fiber items – The Kilt, Sporran, Glengarry, etc. contain wool and other natural materials that are susceptible to attack and damage by insects and/or vermin such as moths or mice. Extra care should be taken when storing these items. Human sweat, food, and other organic materials increase the attraction to moths, etc. and should be removed by dry-cleaning prior to storage.

APPENDIX E

COAST GUARD PIPE BAND EMBLEM

The USCGPB has been given permission to use the name “U.S. Coast Guard” as part of its private organization name. This is a great privilege granted to very few organizations. It is incumbent on USCGPB and its Members to ensure that everything it does warrants the trust that the Coast Guard leadership has expressed by granting this authority. In addition to ensuring that USCGPB Members always present themselves in a manner that reflects credit on the Coast Guard and brings positive recognition for the Coast Guard personnel who serve the public, it is essential that every aspect of the USCGPB be executed in a professional manner that blends the military traditions of the Coast Guard with the traditions of pipe bands throughout the world.

One of the elements that set the tone for this blending of traditions is the emblem that is used as the identifying symbol of USCGPB. The Emblem of the USCGPB is based on the clan badge concept that has become the traditional means by which clans identify themselves. That concept centers on the use of a circular waist belt such as that traditionally worn with a kilt within which is placed the crest of the particular clan. One of the most recognized symbols that represents the Coast Guard is the Coast Guard Shield which has been worn on Coast Guard uniforms and on Coast Guard insignia, devices and badges since the earliest days of the Coast Guard. The Emblem of the USCGPB uses this universally recognized symbol to represent “Clan Coast Guard” and places it in the traditional clan badge format.

The USCGPB Emblem shall consist of a Coast Guard Shield in red, white and blue (or, where colors are not appropriate, in gold tones) surrounded by a belted clan badge in gold tones or black and gold inscribed “U.S. Coast Guard” in white or gold block or Roman letters with a superimposed banner below the belt circle and across the tab end of the belt inscribed “Pipe Band” in lettering of the same color and font as on belted clan badge.



APPENDIX F

UNIFORM ILLUSTRATIONS

Photographs, illustrations and descriptions which provide guidance on how USCGPB Uniforms should look are located on the Band website (www.uscgpipeband.org) in the Members Area under “Dress and Deportment” - “Uniform Guide.” That guide also provides information regarding sources of supply.

Where there is an apparent conflict between the photographs, illustrations, or descriptions in the Uniform Guide and the provisions of this Manual, this Manual shall prevail over the Uniform Guide.